

## Keen on small quantities



**The 2 series: HPP 200**

Version 2016/1

# Flexibility right from the start

The new HPP 200 from HOLZMA offers you exactly what you need in a woodworking shop to cut panels horizontally: plenty of power, precision and above all the necessary flexibility. This starts with the technology: the HPP 200 comes equipped with all the essential technologies and can be further customized to meet individual requirements. This ensures that you always remain flexible and have a saw that can grow in line with your requirements.




## Contents

- 04 HPP 200 – everything you need and more
- 06 Standard features
- 10 Optional features
- 18 Technical data

# HPP 200 – everything you need and more

HPP 200

With the HPP 200, HOLZMA lives up to its name as systems supplier in the compact category too. This saw is powerful, upgradeable and boasts an impressive cost-benefit ratio. “Everything you need and more” is its slogan – the attractive new equipment packages are striking examples of this.



## New features

- Particularly attractive cost-benefit ratio due to the new equipment packages Basic, Performance and Premium
- 80 mm saw blade projection available instead of 60 mm
- Saw carriage speed of up to 120 m/min available as option
- All-round protective guard
- Manual pressure regulation in the operating area
- Prepared for simple storage system integration
- Chopping edge on the right-angled fence



The 2 series  
in action

[Video available](#)



Illustration may show optional equipment.



Why choose a HOLZMA saw? The answer to that is clear: because first-class quality and state-of-the-art technologies are standard here.


### HOLZMA patent: central side pressure device

- Integrated directly in the saw carriage. This shortens cycle times by up to 25% in comparison with conventional systems.
- The contact pressure is infinitely variable – ideal for thin panels, laminates or sensitive materials.

### ecoPlus: saving energy with state-of-the-art technology

- All models with IE3 motors
- Numerous innovations for improved ergonomics and smooth production processes
- Tip: before purchasing, check out government incentives

More information in the ecoPlus brochure.



### Saw carriage

The saw carriage consists of a heavy-duty steel construction with main saw, scoring saw and central side pressure device.

Its strong points:

- Infinitely variable saw carriage speed
- High precision, low noise, maintenance free
- Fast saw blade change thanks to Power-Loc
- Saw carriage speed up to 120 m/min

### Power-Loc

This really easy-to-use, fast clamping system speeds up blade changes on both main saw and scoring saw.

- Automatic adjustment of scoring saw blade

### Program fence for precision and dimensional accuracy

The compact, electronically controlled program fence with clamps and precision guides has an electro-magnetic measuring system that guarantees dimensional accuracy of +/- 0.1 mm – at travel speeds of up to 80 m/min. Even minimal trims and dust cuts are possible. The measuring system entails absolutely no wear and no maintenance.

### Rugged pressure beam for first-class cut quality

The large-area pressure zone directly at the cutting line allows vibrations to be reduced to a minimum. This results in accurate, clean cuts, for books too.

### Chopping edge on the right-angled fence

With the help of the new chopping edge, waste strips can be disposed of quickly and easily. The robust chopping edge is within easy reach of the operator and ideally positioned on the right-angled fence, allowing waste to fall directly into the container – for improved ergonomics.



### Made-to-measure control system – CADmatic 4 PRACTIVE

Developed especially for production processes in panel dividing technology, this control software delivers optimized processes.

- Easy-to-understand operating software
- Automatic adjustment of scoring saw blade
- Graphically supported diagnostics
- 19" TFT flat screen monitor




### Manual pressure control

The HPP 200 comes fully prepared for cutting pressure-sensitive panels. You can adjust the pressure of the clamps and the pressure beam to suit your particular panel material. Now new: the two manual controls in the front operating area.



### Clamps: perfection down to the last detail

HOLZMA's robust clamps gently and accurately position material over the cutting line. Illustration shows optional clamps in positions 2 and 4.



### Additional start / stop button

A very practical and ergonomic solution – especially when cutting long strips or large panels that make accessing the control panel difficult.



Anyone facing special challenges needs tailored solutions. That is why HOLZMA offers optional features that allow you to match performance and functionality of your saw exactly to production requirements. This significantly shortens the investment payback period.

## Packages for more power

No less than three new equipment packages are available for the HPP 200, ensuring very attractive, tailored cost-benefit ratios.

### Basic package


- Machine table equipped with air jets
- One additional clamp with one finger

### Performance package

- Higher saw carriage speed of up to 120 m/min
- Pressure beam height control

### Premium package

- Machine table equipped with air jets
- One additional clamp with one finger
- Higher saw carriage speed of up to 120 m/min
- Pressure beam height control
- Higher saw blade projection of 80 mm
- More powerful 9.2 kW main saw motor



## Power Concept PRACTIVE

Power Concept PRACTIVE allows you to cut strips with different cross cuts together. Power Concept PRACTIVE achieves this by means of:

- An additional clamp which works independently
- Clamps on the program fence that can be raised out of the work area if necessary
- Re-sorting the strips directly at the saw so that they are ideally matched to Power Concept PRACTIVE. This is based on existing optimization data for shortest machining times

The benefits:

- Up to 40% higher output
- Significantly shortened cutting cycles
- Significantly improved material flow
- High material throughput
- Lower costs per cut
- Attractively priced high-tech solution with minimum space requirement
- Precision cutting of even very narrow strips

## Pneumatically operated trim stops

The trim stops are attached to the clamps and are activated as needed by the CADmatic machine control.

- Rugged
- Gentle handling of sensitive materials with overhanging laminates or veneers
- Precise positioning

## Manual trim stops

With these, your HOLZMA saw can also master material with overhanging laminates or veneers. The trim stops are integrated in the clamps and are simply flipped forward when required:

- Precise positioning
- Gentle handling of sensitive materials with overhanging laminates or veneers

## Cutting and kerfing

Kerfing on the panel saw – that saves time.



Grooving

[Video available](#)



Cut-out function

[Video available](#)



Stress-elimination cut

[Video available](#)




Illustration shows the principle



Label printer

[Video available](#)



## Greater safety and transparency

If desired, the rear machine table can now be completely screened off. An all-round protective guard with integrated plastic windows prevents anyone from inadvertently reaching into this area, without obstructing the view. A great gain in safety for a small investment.

## More efficiency, fewer errors: label printer

You can print customized labels directly at the saw and design them to include bar codes, text and graphics, if required. If you also use our Cut Rite optimization software, instructions for downstream CNC machining can also be included on the labels.

## Cut-outs and stress-elimination cut

Tension in the material is released when it is cut and can affect the quality of dimensions and cuts. The HOLZMA stress-elimination cut option remedies this. Systematic preliminary cuts can be defined during optimization and release the tension in the material. The additional cut-out feature also allows you to produce both cut-outs and intermittent grooves in panels, as are required, for example, for kitchen sinks or doors.

## Cutting pattern optimization in the office

HOLZMA's proven optimization software Cut Rite has been boosting performance and efficiency in panel cutting technology for many years.

- Optimized project control
- Efficient cutting processes
- Full control of costs
- Faster calculations

As an alternative to the comprehensive Cut Rite optimization software, CADplan, an add-on module for CADmatic, can also be used to perform small optimization jobs directly at the saw.






**Postforming**  
Video available [▶](#)

### The perfect postforming cut

- Ensures perfect cuts on softformed and postformed parts
- Maximum saw blade projection: 44 mm




**Air cushion tables**  
Video available [▶](#)

### Movable air cushion table

The movable air cushion table is easily moved along linear guides and offers you a mobile work surface and storage area. It allows you to move small panels, large panels or books of panels more ergonomically and with less risk of damage.

Illustration shows the principle, rollers available as option



### Machine table equipped with air jets throughout

Anyone working with sensitive material or especially heavy panels and books will benefit from the machine table being equipped with air jets throughout.

### Additional clamps

A 'gripping' option. So that your HOLZMA can securely clamp even big, thin or smooth panels.

### More power for the main saw

The HPP 200 can be equipped with a stronger main saw motor. This allows you to increase the power from 7.5 kW to 9.2 kW.

### Gentle material handling

Additional rollers on the edge of the air cushion table ensure especially gentle handling of material and lessen the effort required.

### New options

- Saw carriage speed of up to 120 m/min instead of the standard 80 m/min
- Higher saw blade projection of 80 mm instead of 60 mm

### Performance packages

HOLZMA now also offers attractively priced options packages tailored for processing sensitive panel materials.





Illustration shows the principle

## Easy2Feed

Easy2Feed promises automatic feeding at a budget price. This optional feature saves time and space, is very ergonomic and can be retrofitted. The core element is a compact scissor lifting table, which can be comfortably loaded by forklift truck.

- For the cutting lengths 3800 mm and 4300 mm
- Panels upwards of 9.5 mm thickness can be fed
- Maximum panel size: 3100 x 2200 mm (with a 4300 mm cutting length 3660 x 2220 mm)
- Stack height 460 mm (standard version)
- Lifting table in pit on request
- For material that can be push-fed
- Feed roller conveyor on the side available as option



Illustration shows the principle

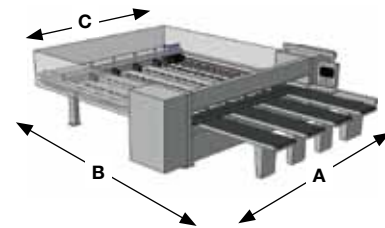
## Ideal for craft businesses

HOLZMA offers economical feeding solutions and compatible storage system integration for the HPP 200: for instance, a combination with a single-axis gantry or a horizontal storage system from HOMAG Automation.

- Ideal for craft businesses
- Small footprint
- Attractive price
- Saw and storage system perfectly coordinated
- Automatic feeding for small panel saws
- Perfect handling – even with just one machine operator
- Easy, ergonomic operation
- Storage system controls the saw

# The HOLZMA 2 series at a glance

Size, performance, features: the most important technical data for the HPP 200 can be seen here at a glance. Would you like to know more? Your HOLZMA sales consultant will be pleased to give you more information.



Technical data*	HPP 200
Saw blade projection	60 mm (80 mm as option)   2.4" (3.2" as option)
Cutting length	3200/3800/4300 mm   122"/150"/170"
Program fence speed	up to 80 m/min**   up to 262 ft/min**
Saw carriage speed	up to 80 m/min (up to 120 m/min as option)   up to 262 ft/min (up to 394 ft/min as option)
Main saw motor	7.5 kW (9.2 kW as option)   10.2 HP (12.5 HP as option)
Scoring saw motor	1.1 kW   1.5 HP
Main saw blade	350 x 4.4 x 60 mm   13.8 x 0.17 x 2.4"
Scoring saw blade	200 x 4.4 - 5.5 x 45 mm   7.9 x 0.2 - 0.22 x 1.8"
Control software	CADmatic 4 PRACTICE
Monitor	19" TFT flat screen monitor
Total air requirement	150 NI/min   5.3 cfm
Compressed air requirement	6 bar   87 psi
Dust extraction	3800 m³/h, approx. 26 m/sec   2236.3 cfm, approx. 85.3 ft/sec
Total connected load	12.4 kW (9.2 kW main saw motor: connected load 14.1 kW)   16.9 HP (12.5 HP main saw motor: connected load 19.2 HP)

\* Values relate to the standard version

\*\* In EU countries, Switzerland and Liechtenstein forward speed is restricted to 25 m/min

Machine dimensions			
HPP 200	A	B	C
HPP 200/32/32	5307 mm   208.9"	6037 mm   237.7"	3587 mm   141.2"
HPP 200/38/32	5867 mm   230.9"	6037 mm   237.7"	4147 mm   163.2"
HPP 200/38/38	5867 mm   230.9"	6637 mm   261.3"	4147 mm   163.2"
HPP 200/43/32	6457 mm   254.2"	6037 mm   237.7"	4737 mm   186.5"
HPP 200/43/38	6457 mm   254.2"	6637 mm   261.3"	4737 mm   186.5"
HPP 200/43/43	6457 mm   254.2"	7187 mm   282.9"	4737 mm   186.5"







**Choose the Original  
Choose Success!**

For the Success of Original Technology  
A VDMA Campaign

This brochure was given to you by:

Printed 03/16. Part number 4-099-70-0033  
Subject to technical change without notice. Misprints and errors excepted.  
Illustrations may show optional equipment.



A company of the HOMAG Group



**HOLZMA Plattenaufteiltechnik GmbH**

Holzmastrasse 3  
75365 CALW-HOLZBRONN  
GERMANY

Tel. +49 7053 69-0

Fax +49 7053 6174

info@holzma.de

www.holzma.com

[www.youtube.com/holzma](http://www.youtube.com/holzma)  
[www.twitter.com/holzma](http://www.twitter.com/holzma)  
[www.facebook.com/holzma](http://www.facebook.com/holzma)